

MEASUREMENT FORM



TAP SPORTS

14/3, Mathura Road, Sector-31, Pillar No. 564, Faridabad-121003, Haryana
Ph : +91-8920717551, E-mail : info@tapsports.in

Shooter Details

Name	
Address	
Contact No.	
Email	
Item/ Model No.	

Coach Details

Name	
Address	
Contact No.	
Email	
Item/ Model No.	

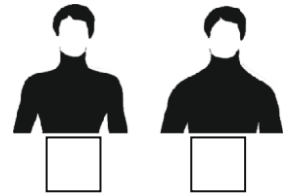
MEASUREMENT FORM : JACKETS



14/3, Mathura Road Pillar No. 564
Sector-31, Faridabad-121003
Mob. 8920717551
E-mail : info@tapsports.in
Web :www.tapsports.in

Elevate Yourself

Shoulder Types

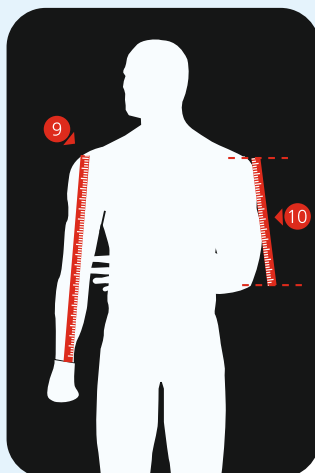
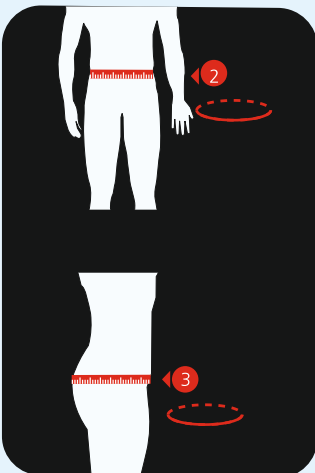
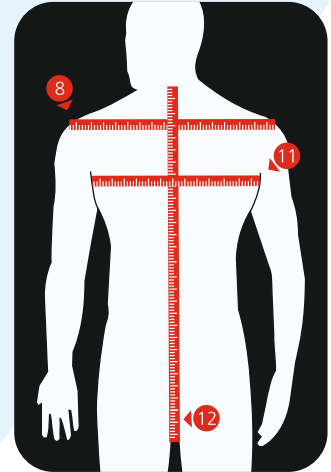
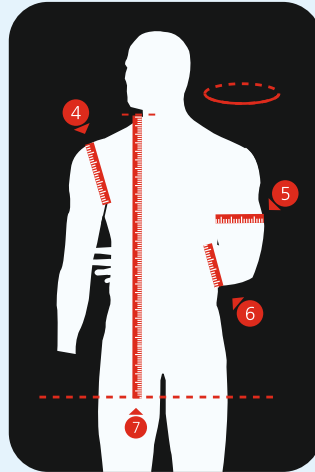
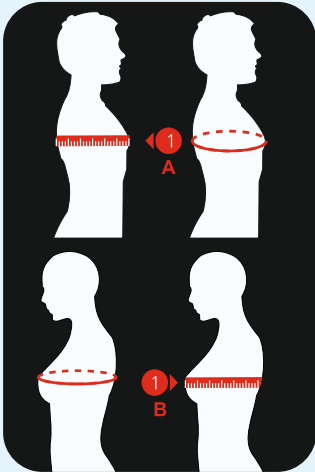


Name on Jacket :

--	--	--	--	--	--	--	--	--	--	--	--	--	--	--	--	--	--	--	--

Name on Trousers:

--	--	--	--	--	--	--	--	--	--	--	--	--	--	--	--	--	--	--	--



Chest Measurement:

1. Locate the widest circumference at the chest to take the measurement around

 cm/inch

Waist Measurement:

2. Identify the widest circumference at the waist, just above the hip bone, to take the measurement around.

 cm/inch

Hip Measurement:

3. Locate the widest circumference at the hip to take the measurement around.

 cm/inch

Armpit Measurement:

4. Measure from the armpit to the outer edge of the shoulder bone.

 cm/inch

Upper Arm Measurement:

5. Measure around the upper arm at the bicep while the elbow is bent at a 90-degree angle.

 cm/inch

Lower Arm Measurement:

6. Measure around the lower arm at its widest point just below the elbow.

 cm/inch

Jacket Length:

7. Measure from the highest point of the shoulder near the neck to the bottom edge of the fist.

 cm/inch

Shoulder Width:

8. Measure across the shoulder bones from edge to edge, keeping the tape measure straight.

 cm/inch

Total Arm Length:

9. Measure from the edge of the shoulder bone to the wrist bone with the arms extended straight.

 cm/inch

Upper Arm Length:

10. Measure from the edge of the shoulder bone to the elbow, with the elbow bent at a 90-degree angle.

 cm/inch

Back Width:

11. Measure across the back from the armpit, ensuring the tape remains straight.

 cm/inch

Jacket Length (From Back):

12. Measure from the neck vertebra to the bottom edge of the fist, with the arms extended straight.

 cm/inch

Chest Width:

13. Measure across the upper chest from the armpit in the shooting position, keeping the tape straight.

 cm/inch

MEASUREMENT FORM : TROUSERS



14/3, Mathura Road Pillar No. 564
Sector-31, Faridabad-121003
Mob. 8920717551
E-mail : info@tapsports.in
Web :www.tapsports.in

Right Hand : Height : (cm/inch) Male :

Left Hand : Weight: kg Female :

Delivery Expected by Customer :

Elevate Yourself

Name to appear on Jacket with text color : _____

Country Code :

Jacket Piping color : _____

Standing :

Name to appear on Trousers with text color : _____

Kneeling :

Prone :

Trousers Piping color : _____

Flag on Jacket Back :

Premium Material :

Standard Color :

Trimax Material :

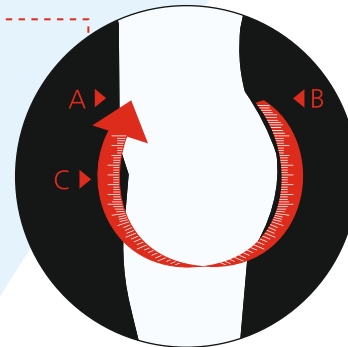
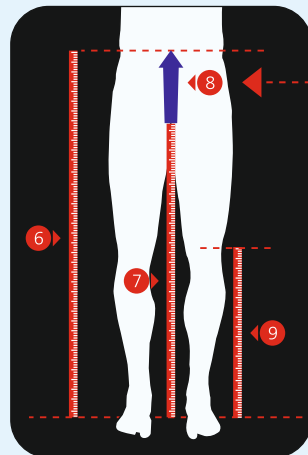
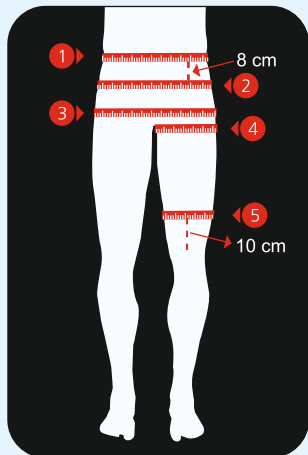
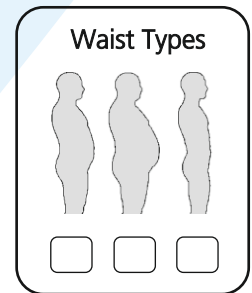
Multi Color :

Capitex Material :

Canvas Material :

Leather Material :

TOP GRIP :



1. Waist Measurement.

cm/inch

2. The horizontal measurement was taken 8 cm below the waist line.

cm/inch

3. Hip Measurement.

cm/inch

Upper Thigh Measurement:

4. Determine the widest horizontal measurement around the upper thigh.

cm/inch

Middle Thigh Measurement:

5. Locate the widest circumference 10 cm above the knee joint to measure around.

cm/inch

Trousers Length:

6. Measure from the waist, over the hip, down to the floor, without wearing shoes

cm/inch

Inside Leg Length:

7. Measure from the crotch line down the leg to the floor, without shoes, and with the feet positioned slightly apart.

cm/inch

Crotch Girth:

8. Measure from the front of the waist (A) to the crotch (C), and then from the crotch to the back of the waist (B)

cm/inch

Knee Length:

9. Measure from the center of the knee to the floor, without wearing shoes.

cm/inch

Declaration : I confirm that production of my Jacket & Trousers should be made as per the given measurement.

Customer's Sign : _____

Remark :